


SCHOOL DISTRICT OF HILBERT ANNUAL MEETING - OCTOBER 1, 2018

INVEST, INTERACT, INSPIRE... EVERY CHILD, EVERY DAY!



DISTRICT HIGHLIGHTS FOR 2017-2018

- GARRETT FRANZCEK PLACED 5TH AT THE STATE CROSS COUNTRY MEET IN THE FALL OF 2017. THIS IS THE HIGHEST PLACE BY ANY MALE ATHLETE AT THE STATE MEET IN SCHOOL HISTORY.
- STATE QUALIFIERS IN FORENSICS (EMMA PRICE, ALLY LABERGE, MEGAN STEFFES, SYDNEE KOENIGS, VANESSA THIEL, COURTNEY GEHL, DAKOTA MAERTZ AND RECE SWEERE - GOLD; JENNA BORNEMANN, MAKAYLEE KUHN, CATHERINE SUHA, ANGELINA MADER, MADELINE DUPREY, ISABELLA ECKER, JADA MORRISON, ASHLEY EICHMEIER, MEGAN HALBACH AND BAILEY PADGETT - SILVER; ISABELLE LEWIS, AMBER UTECH AND MADISON PLATE - BRONZE).
- STATE QUALIFIERS IN SOLO ENSEMBLE (SYDNEE KOENIGS AND MAKAYLEE KUHN WITH A 1 IN VOCAL DUET; ANGELINA MADER WITH A 2 RATING IN VOCAL SOLO; GARRETT FRANZCEK WITH A 2 RATING IN PIANO SOLO).
- CO-OP WRESTLING TEAM OF CHILTON AND HILBERT QUALIFY FOR THE STATE TEAM TOURNAMENT IN MARCH, 2018 FOR THE SECOND TIME (2013 AND 2018).



DISTRICT HIGHLIGHTS FOR 2017-2018

- MIDDLE SCHOOL ACADEMIC BOWL TEAM WINS THE CHAMPIONSHIP IN MARCH OF 2018 FOR THE FIRST TIME IN SCHOOL HISTORY.
- DESTINATION IMAGINATION QUALIFIES THE FOLLOWING TEAMS FOR THE STATE COMPETITION IN STEVENS POINT: 5TH GRADE TEAM OF AYDEN KEULER, ALANDRA GRENZER, MARIAH O'LEARY, DAMIAN FRANCZEK, AND LOGAN FRANCZEK. TWO HIGH SCHOOL TEAMS QUALIFIED AND THEY WERE CHRISTIAN KASER, MEGAN STEFFES, CARSON SACOTTE, RILEY JENSEN, MEGAN HALBACH AND LOGAN SCHWEITZER; HANNAH DELVAUX, RECE SWEERE, DAKOTA MAERTZ, LYDIA BATES, MAKAYLEE KUHN, SYDNEE KOENIGS, AND GRACE SULLIVAN.
- TRACK AND FIELD CROWNS TWO NEW STATE CHAMPIONSHIPS IN THE GIRLS 3200 AND 1600 METER RELAYS (VERONICA THIEL, SHANIA SCHMITZ, MEGAN LAU, MAKAYLEE KUHN, MEGAN HALBACH, COURTNEY GEHL AND ANGELINA MADER) ALONG WITH THE FOLLOWING QUALIFIERS/PLACEWINNERS: GARRET FRANCZEK 6TH PLACE IN THE 800 M. RUN, VERONICA THIEL 9TH PLACE IN THE 800 M. RUN, MAKAYLEE KUHN 2ND PLACE IN THE 400 M. RUN, AND BENNETT LAU, EVAN LAU, REEGAN AGUILAR, GARRETT FRANCZEK, CARSON SACOTTE, AND THEO POLAR PLACING 8TH PLACE IN THE 3200 M. RELAY.



TAX LEVY COMPARISON 2017-18 AND 2018-19

2017-2018 TAX LEVY

EQUALIZED VALUATION - \$222,156,347

TOTAL LEVY (ALL FUNDS) - \$2,784,832

MILL RATE - .01253546 OR \$12.54 PER \$1,000

TAX IMPACT ON \$85,000 PROPERTY - \$1065.51

TAX IMPACT ON \$100,000 PROPERTY - \$1880.32

2018-2019 TAX LEVY

EQUALIZED VALUATION - \$228,821,037*

TOTAL LEVY (ALL FUNDS) - \$2,698,707

MILL RATE - .01179396 OR \$11.79 PER \$1,000

TAX IMPACT ON \$85,000 PROPERTY - \$1002.49

TAX IMPACT ON \$100,000 PROPERTY - \$1769.10

The School District of Hilbert is projecting a tax levy decrease for 2018-2019 of \$86,125 as compared to the district levy for 2017-2018.

Why the levy decrease in 2018–2019 compared to 2017–2018?

1. The referendum to “exceed the state imposed revenue limits” by \$400,000 a year for 3 years (approved in April, 2015) is complete, so that is no longer levied for starting this school year.
2. At this time, our state aid is unknown, so this may change the levy amount. In relation to past year’s, our state aid should be higher.



School District of Hilbert 2018–2019 Proposed Budget

- 110-000 Undifferentiated Curriculum - \$712,234 (11.67%)
- 120-000 Regular Curriculum - \$1,498,038 (24.55%)
- 130-000 Vocational Curriculum - \$163,246 (2.68%)
- 140-000 Physical Curriculum - \$169,274 (2.77%)
- 150-000 Special Curriculum - \$313,070 (5.13%)
- 160-000 Co-Curricular Activities - \$188,172 (3.08%)
- 172-000 Gifted and Talented - \$2,500 (.04%)
- 210-000 Pupil Services - \$139,269 (2.28%)
- 220-000 Instructional Staff Services - \$380,920 (6.24%)
- 230-000 General Administration - \$187,633 (3.08%)
- 240-000 Building Administration - \$271,418 (4.45%)

School District of Hilbert 2018-2019 Proposed Budget

- 250-000 Fiscal: Operations, Maint. and Transp. - \$894,326 (14.66%)
- 260-000 Central Services - \$26,555 (.44%)
- 270-000 Insurance and Judgments - \$77,422 (1.27%)
- 280-000 Debt Retirement/Capital Objects - \$0.00 (0%)
- 290-000 Other Support Services - \$165,259 (2.71%)
- 410-000 Transfers to Another Fund - \$298,347 (4.89%)
- 430-000 Purchased Instructional Services - \$613,518 (10.06%)
- 500-000 Miscellaneous - \$0.00 (0%)

TOTAL 2018-2019 BUDGETED (FUND 10/27) EXPENDITURES: \$6,101,201

2018-2019 PROPOSED BUDGET

2018-2019 TOTAL SCHOOL LEVY

FUND 10 - \$1,275,674

FUND 39 - \$1,408,033

FUND 80 - \$15,000

TOTAL - \$2,698,707

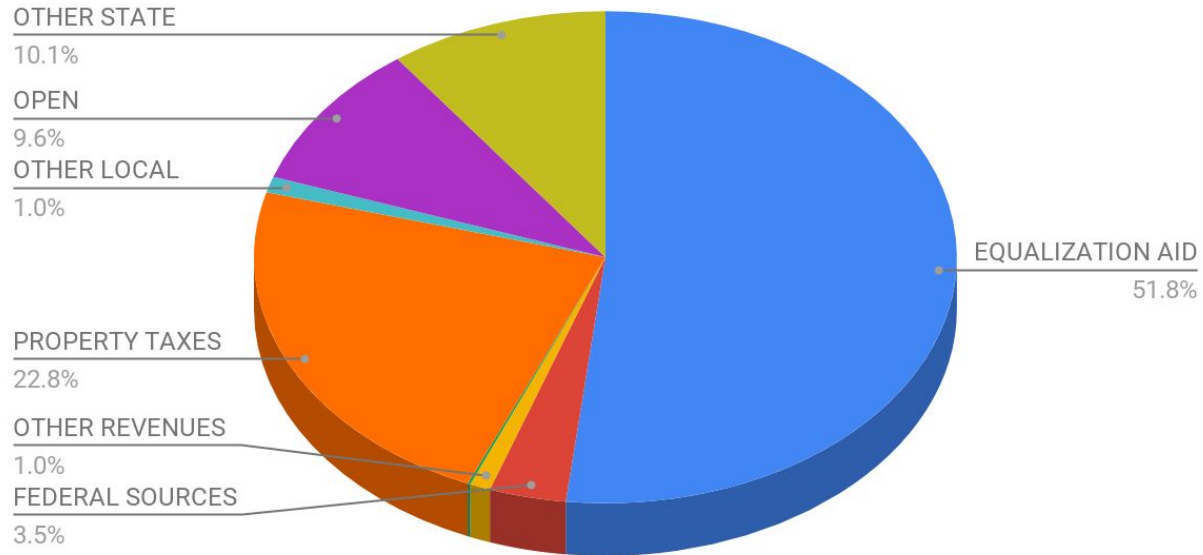


A LOOK
at the
BUDGET

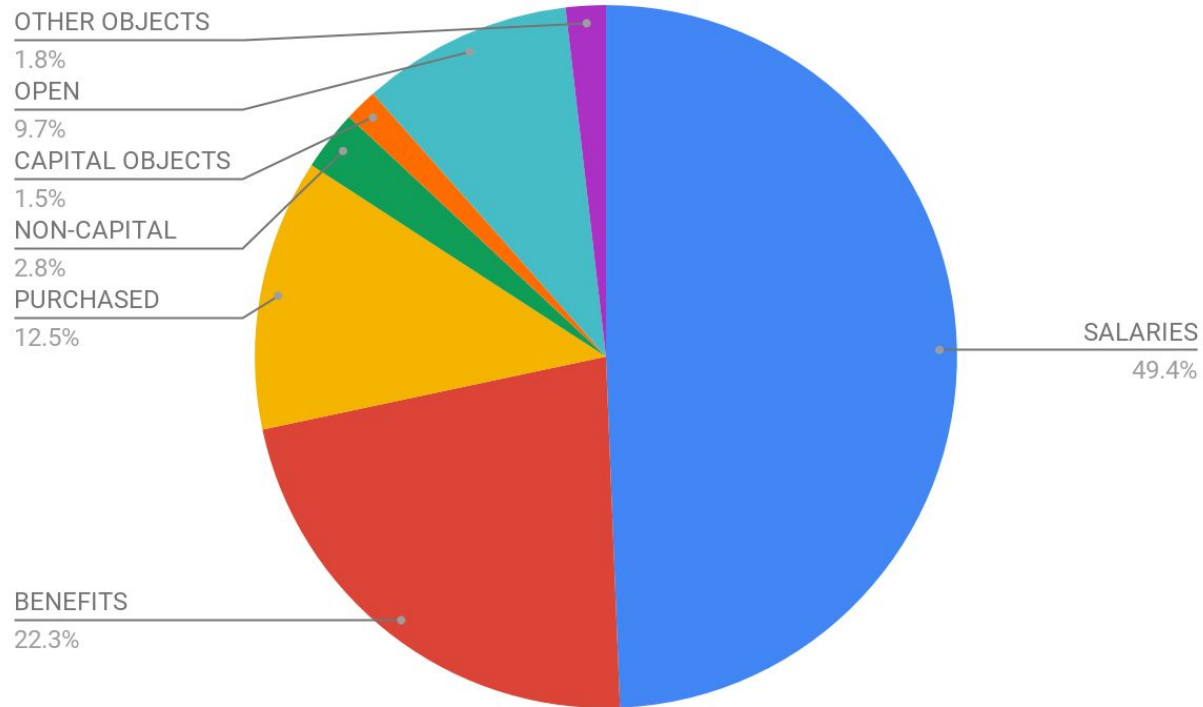
HISTORY OF THE SCHOOL DISTRICT'S MILL RATE

YEAR	MILL RATE	YEAR	MILL RATE
1999-2000	\$10.91	2009-2010	\$8.37
2000-2001	\$9.55	2010-2011	\$9.72
2001-2002	\$10.71	2011-2012	\$9.66
2002-2003	\$10.82	2012-2013	\$9.62
2003-2004	\$9.54	2013-2014	\$11.53
2004-2005	\$7.97	2014-2015	\$9.92
2005-2006	\$8.29	2015-2016	\$12.43
2006-2007	\$7.99	2016-2017	\$12.54
2007-2008	\$7.73	2017-2018	\$12.54
2008-2009	\$8.05	2018-2019* (ESTIMATED)	\$11.79

FUNDS 10 AND 27 - WHERE THE MONEY COMES FROM



FUNDS 10 AND 27 - WHERE THE MONEY GOES



ANY QUESTIONS?

